

COVID-19 Philanthropic Response

July 8, 2020

2nd report in PFC's COVID-19
Data Mapping series

Key Findings

Amount Committed \$107 Million*

85% coming from private foundations

15% coming from a mix of public, non-profits and registered charities



82% of funders are accepting applications from new and existing grantees while **16%** are only accepting from existing grantees

70% of funders aligned priorities to be inclusive in their COVID-19 response



67% of funders' COVID-19 responses have an undetermined **end date**

The majority of funders find that communication and collaboration are crucial to ensure a positive impact within the communities they serve



*59 funders responded to the survey (as of June 29)

Funders' COVID-19 responses are aligning with the 5 guiding principles

...by being flexible, pragmatic, and proactive in grant-making



85%

Provided funding to support COVID-19 response

64%

Modified reporting procedures and deadlines




56%

Removed restrictions on existing grants

64%

Enabled reallocation of existing grants to COVID-19 related activities



41%

Advanced payments on existing grants

1

...by contributing to emergency funds at the community and national levels



44%

Modified payment schedules and other banking procedures

36%

Modified application processes



16%

Contributed to pooled funds

2

...by protecting the capacity and resilience of nonprofit and charitable organizations



47%

Supported charitable and volunteer-sector development

3

...by supporting advocacy in equity-seeking groups



27%

Provided in-kind support or pro bono services

19%

Of funds went to non-qualified donees



25%

Of funders supported Indigenous organizations

4

...by taking the long view and staying engaged

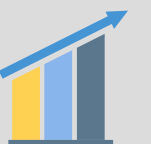


75%

Of funders answered that they were collaborating with other funders

56%

Of funders have increased their disbursement



5

What percentage of funders are contributing to the following sectors?

Social services




69%

Health



61%

Charitable and voluntary-sector development



47%

Education



42%

Accommodation & Housing



39%

Environment



31%

Arts & Culture




25%

Law and Policy



22%

Community Benefit



19%

Recreation & Leisure



14%

International Development



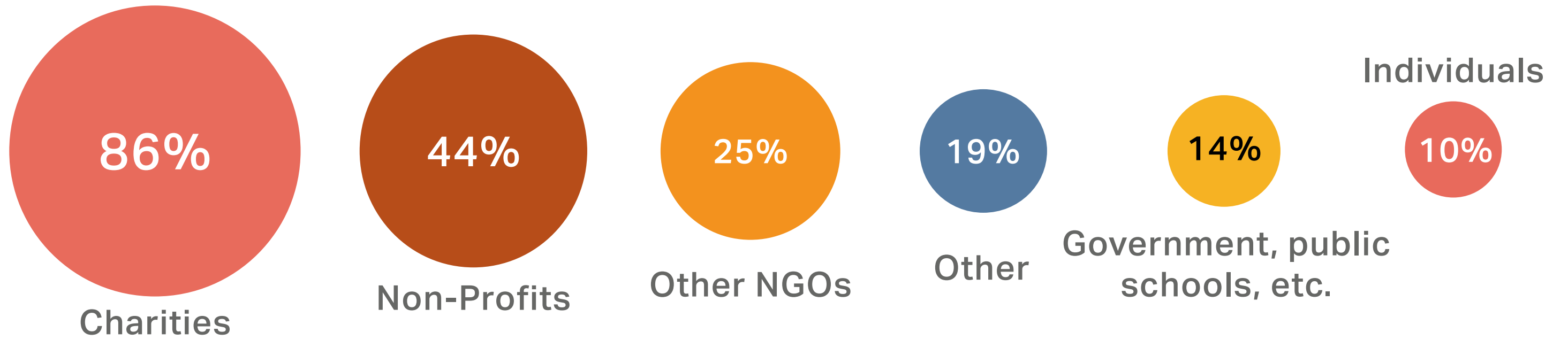
10%

Religious Organizations



3%

Percentage of funders supporting each category of organization



What actions are funders taking to stabilize, recover, and rejuvenate from COVID-19?

