

ABOUT THIS SNAPSHOT

This research report is produced annually by Philanthropic Foundations Canada. It depicts the top 150 private or public grantmaking foundations in Canada (i.e. grantmaking is the primary activity) based on the most recent year that complete public data is available (2015). The data was compiled by Imagine Canada from data provided by Canada Revenue Agency.

This report, as well as two companion sheets, are available on the PFC web site www.pfc.ca. The companion sheets include: information on definitions and scope of the research.

■ TOP FOUNDATIONS BY GIVING

A complete list of top 150 foundations by gifts.

■ TOP FOUNDATIONS BY ASSETS

A complete list of 150 top foundations by assets.

This 2015 Snapshot

Includes:

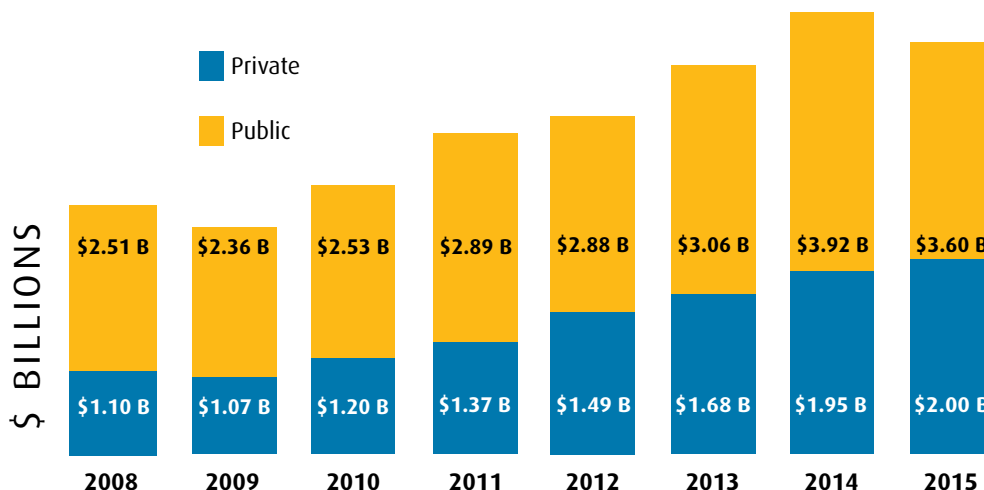
- 150 of the top Canadian foundations by assets
- 150 of the top Canadian foundations by giving
- Domestic and international giving

Does not include:

- Community foundations or donor-advised funds
- Foundations with member agencies
- Fundraising arms for associated charities

Profile of Foundations

GROWTH IN TOTAL FOUNDATION GIVING*



In **2015** Canada had **10,743** foundations with **\$69.7 billion** in assets and **\$5.6 billion** in total giving

*Nominal Dollars

Profile of Foundations

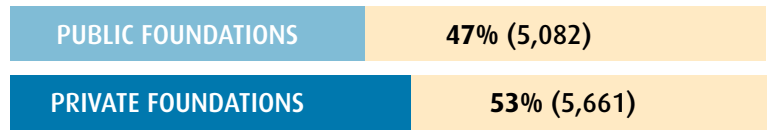
TYPES OF FOUNDATIONS

PRIVATE – Half or more of the foundation’s directors do not deal with each other at arm’s length and/or 50% or more of the foundation’s funding comes from a person or group of persons that control the charity in some way.

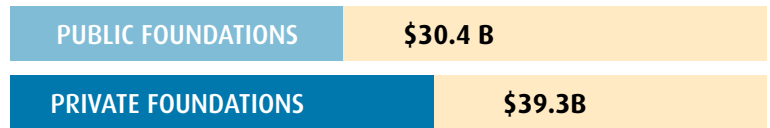
PUBLIC – A majority of the foundation’s directors’ deal with each other at arm’s length and the majority of the organization’s funding typically come from arm’s length supporters. Public foundations are distinct from operating charities in that they must spend the equivalent of more than half of their annual income on gifts to qualified donees.



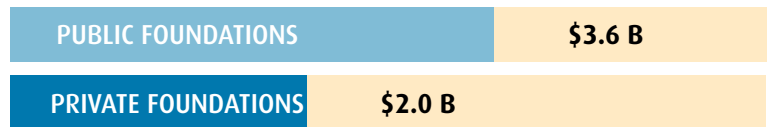
TOTAL NUMBER OF FOUNDATIONS: 10,743



TOTAL ASSETS: \$69.7 BILLION



TOTAL FOUNDATION GIVING: \$5.6 BILLION

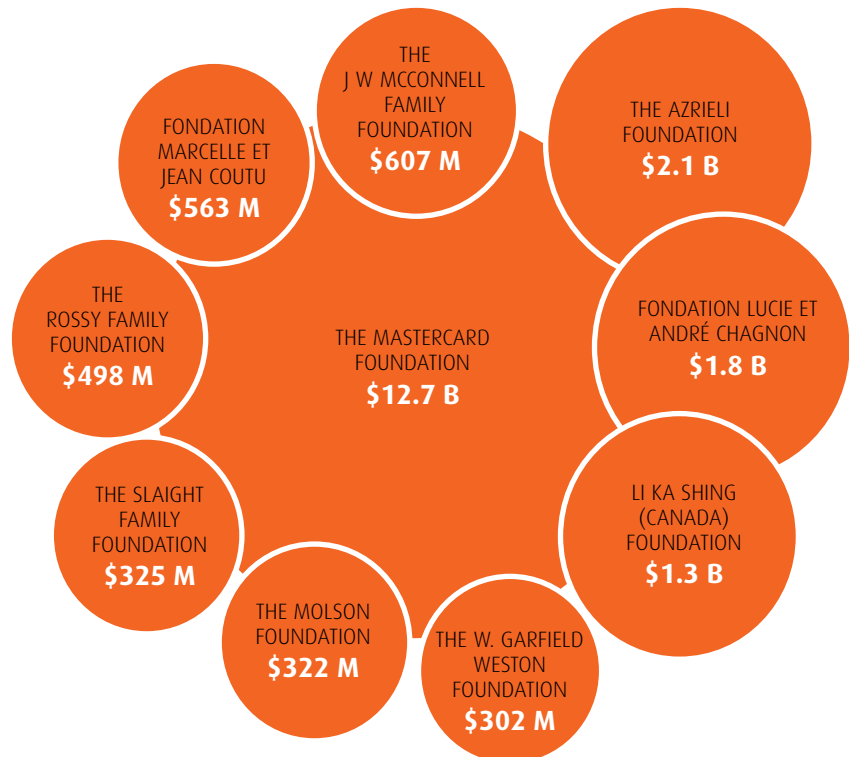


\$ have been rounded

GRANTMAKING FOUNDATIONS

To be identified as a grant-making foundation for the purpose of this snapshot, the foundation must show clear evidence of independent philanthropic action, working primarily through multiple qualified donees.

TOP 10 FOUNDATIONS BY ASSETS



Profile of Foundations

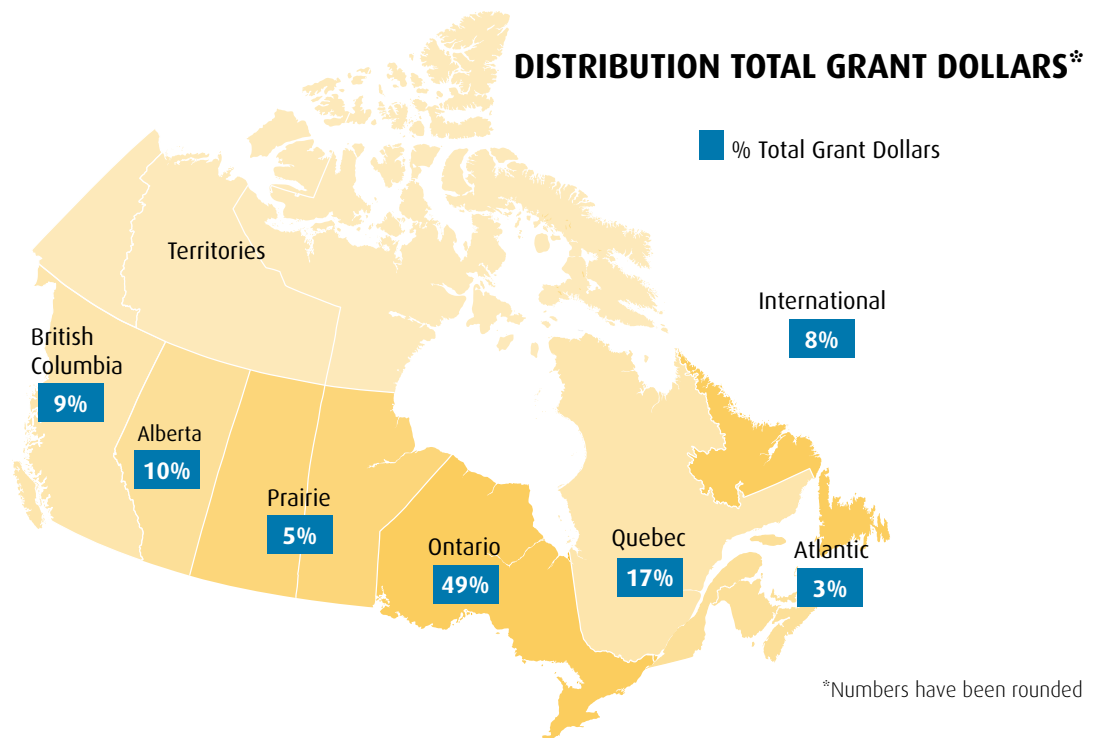
TOP 10 FOUNDATIONS BY GIFTS



GIVING BY REGION

In **2015** almost **50%** of the total grant dollars went to recipients in Ontario

The greatest percentage increase in the total grant dollars from **2014** to **2015** was in Alberta (increase from **6-10%**) and Prairies (increase from **3-5%**)



Profile of Foundations

GIVING BY ISSUE

DISTRIBUTION OF GRANTS

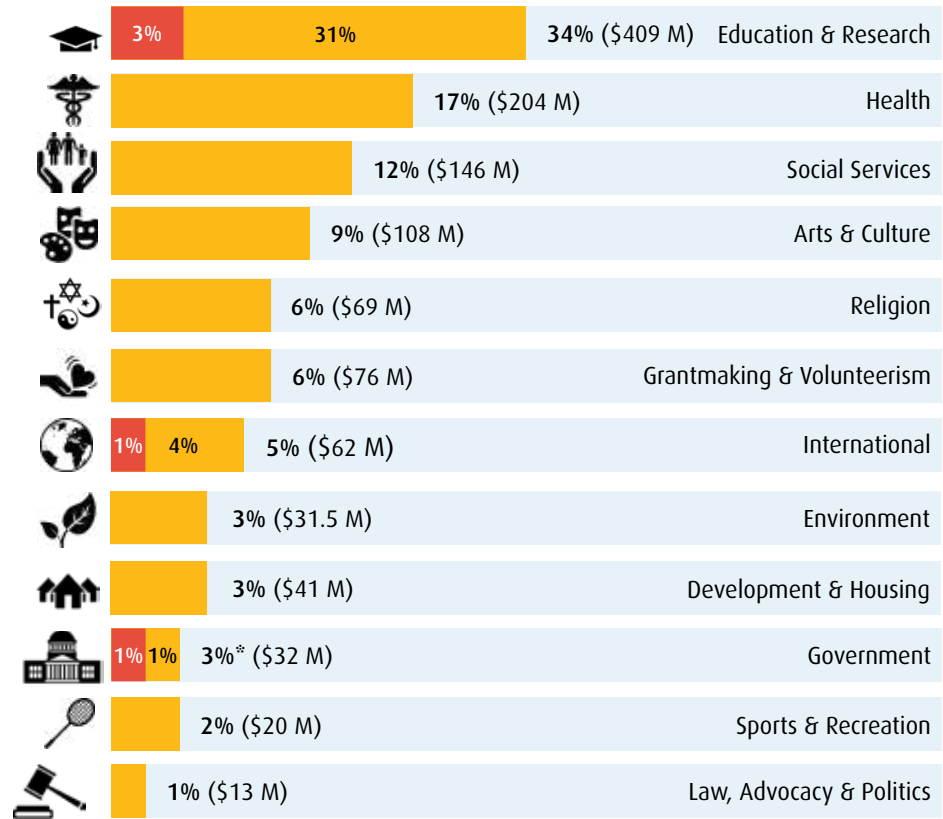
Education & Research (34% of grant dollars), Health (17%) and Social Services (12%) receive almost half of grant dollars. This pattern is consistent year over year.

THE MASTERCARD FOUNDATION IN 2015

Canada's largest foundation with **\$12.7 billion** in assets and the largest grantmaker with over **\$65.9 million** in grants.

MasterCard is a significant funder to these 3 issues:

- Education & Research
- International
- Government



■ MasterCard ■ Other top 150

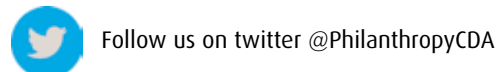
The definitions of the categories of grants in this chart can be found in the companion sheet on top foundations by giving.

*Numbers have been rounded

ABOUT PHILANTHROPIC FOUNDATIONS CANADA

PFC is a national member association of Canadian grantmakers, including private and public foundations, charities and corporations. PFC promotes the growth and development of effective and responsible foundations and organized philanthropy in Canada through provision of membership services, resources and advocacy.

For more information:



Copyright © Philanthropic Foundations Canada, 2017